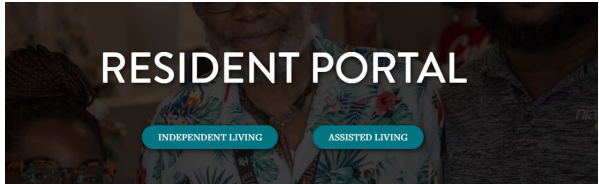
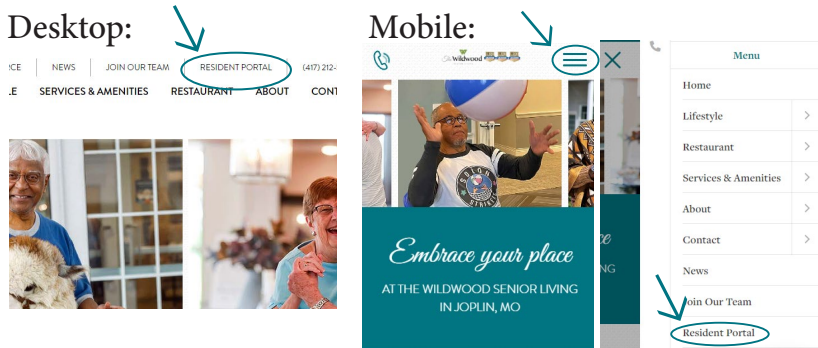


READY TO USE THE PAYMENT PORTAL?

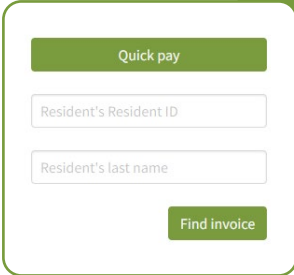

Follow these steps to get started!

Step 1: With your invoice handy, go to www.WildwoodSeniorLiving.com
First click on the “Resident Portal” Button

Step 2: Choose “Assisted Living” if you’re an Assisted Living or Memory Care resident, or “Independent Living” if you’re an Independent Living resident.

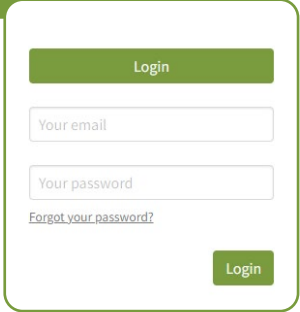


Step 3: Choose the appropriate prompt to either Quick pay, Login, or Sign up.



Use your surname and Resident ID to Quick Pay

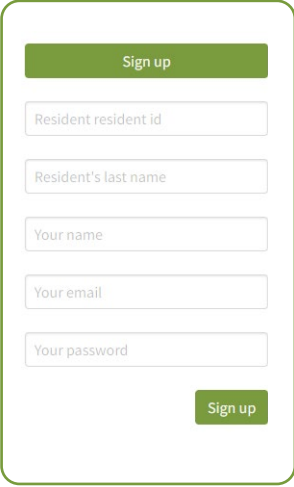
Login using your email and password to access your account



Need some help? Use these handy prompts beneath the options in Resident Portal to help!

Quick tip!

- Trouble logging in?**
- [Forgot your password?](#)
 - [Didn't receive confirmation instructions?](#)
 - [Didn't receive unlock instructions?](#)



If this is your first visit and you’ve yet to create an account, click **Sign Up** and fill out the prompts.